Introduction

Relating salary increments to performance is a good way of setting out expectations for employees at the beginning of the year. The benchmarks should of course be achievable but it is much more important for employees to see and understand the road map.

Within INSPIRE you can set out the roadmap with some clear overall guidelines. For example you might decide as an organisation that employees *must achieve an overall rating of 60% to ensure an annual increment.* If an employee is hovering on the borderline and is aware of that there is a big incentive to put in an effort to get beyond the borderline during the year.

Better to have good performance this year than tears next year!

Six Simple Steps

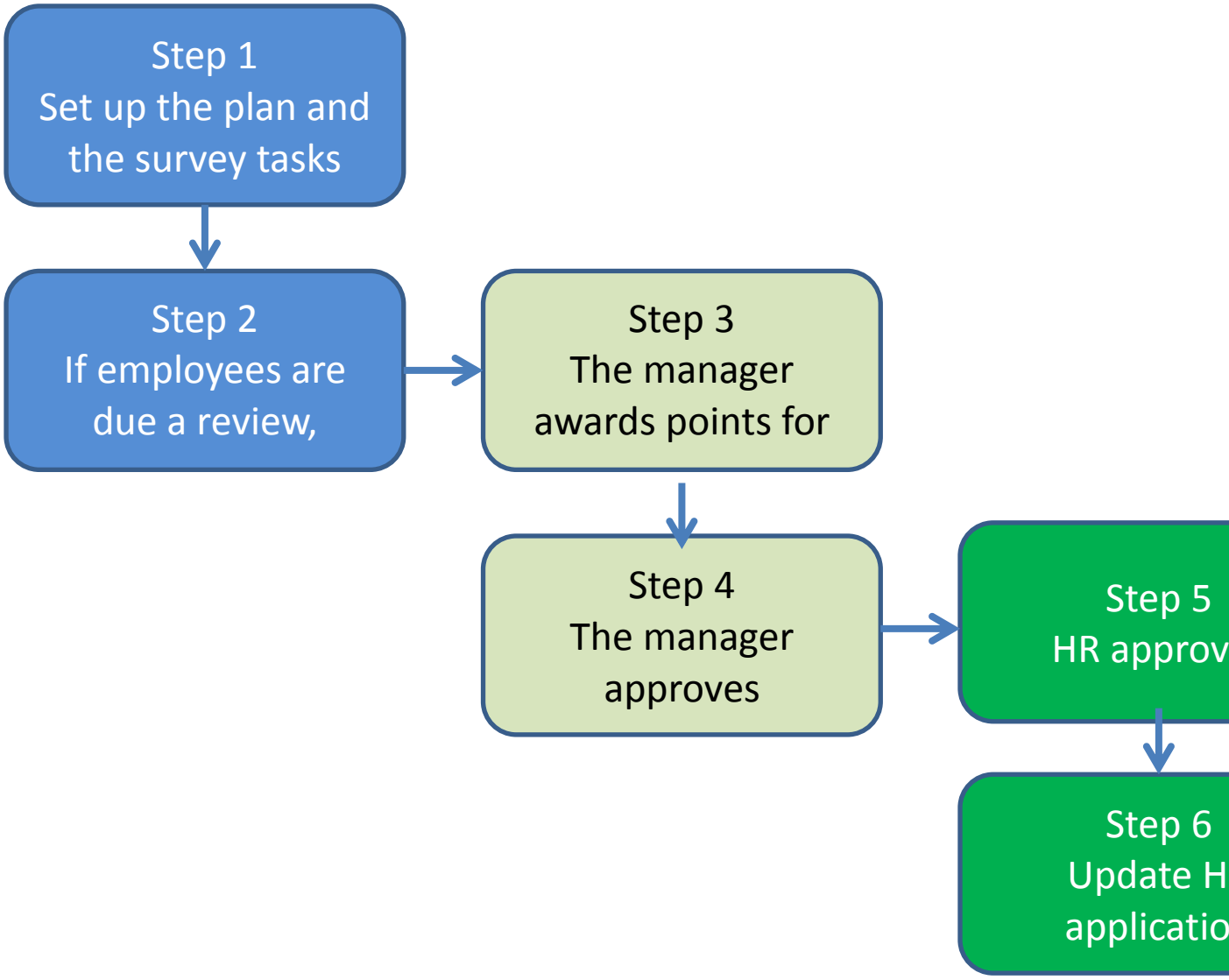

Note: The examples in the following screens are from test/demo data and do not represent real people.

Copyright 2013 Thirsty Horses Ltd.

STEP 1

Compensation Plans

You can set up as many Compensation Plans as you like, for example:

In the example above for “Managers/Leaders” the total points are 40 made up of several survey benchmarks. The target to receive an increment is 24 i.e. 60% overall.

Compensation Survey

For each Compensation Plan you can set up a series of benchmarks. Here is an example of the Compensation Plan for “Managers/Leaders” above.

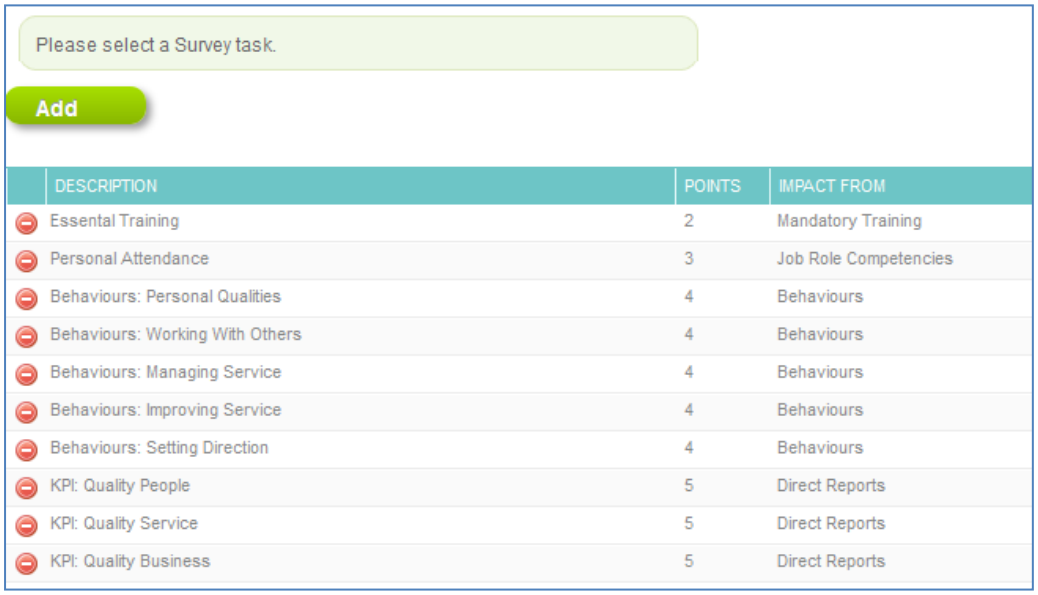

DESCRIPTION	POINTS	IMPACT FROM
Essental Training	2	Mandatory Training
Personal Attendance	3	Job Role Competencies
Behaviours: Personal Qualities	4	Behaviours
Behaviours: Working With Others	4	Behaviours
Behaviours: Managing Service	4	Behaviours
Behaviours: Improving Service	4	Behaviours
Behaviours: Setting Direction	4	Behaviours
KPI: Quality People	5	Direct Reports
KPI: Quality Service	5	Direct Reports
KPI: Quality Business	5	Direct Reports

There are 10 benchmarks or tasks indicating the importance that the organisation places on each benchmark.

Copyright 2013 Thirsty Horses Ltd.

Creating/Changing a benchmark

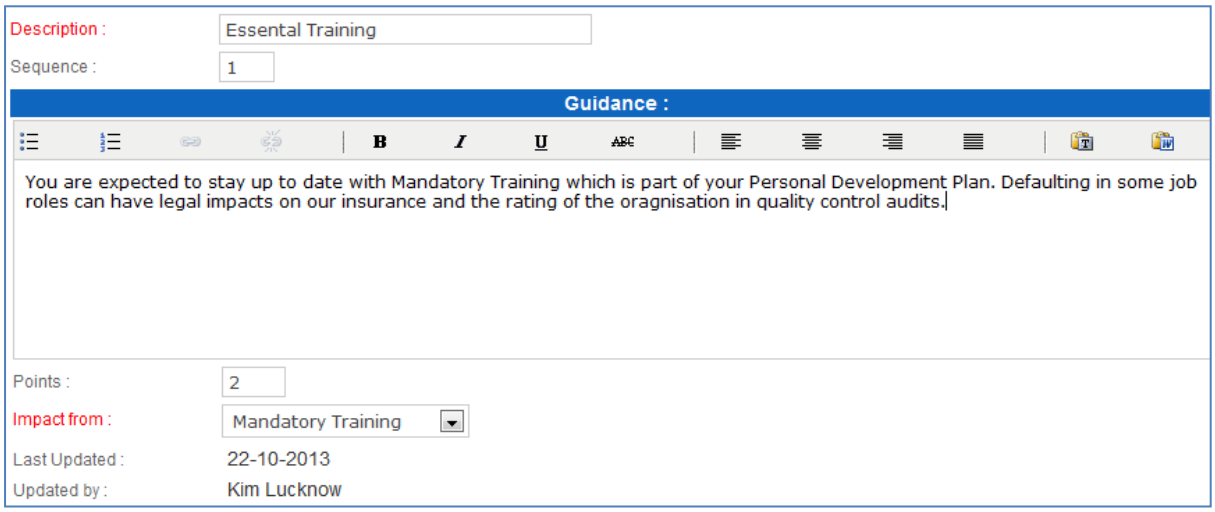

There are several decision points here:

- The Sequence Number is used to order the display of the benchmarks. If this ties in with documentation or guidance then keep the benchmarks in the same order.
- You can input text to explain the importance of the benchmark.
- Input the maximum points for the benchmark.
- The benchmark may be dependent on an area of people management such as:
    - Behaviours
    - Objectives
    - PDP
    - Skill Competencies
    - Mandatory Training
    - Job Role Competencies
    - Direct Reports
    - None of the above
- You will see later that the link here can help the manager to deep dive into the underlying information and review it before awarding points.

Copyright 2013 Thirsty Horses Ltd.

Step 2

Review Dates

Each employee included in the scheme should have a **Compensation Plan** and a **Review Date**. If there is no Compensation Plan or Review Date then the employee is not included in the scheme. Note that the setup and review is all monitored within the selected Year:

PLEASE SELECT A YEAR	STATUS	END DATE
2013/14	Current	31-03-2014
2012/13	Previous	31-03-2013
2011/12	Archive	31-03-2012

The following intervention screens will help you to see the status of the workforce.

1. These employees have Compensation Plans and Review Dates. They are due a review. To include them in a Review select the employee and confirm.

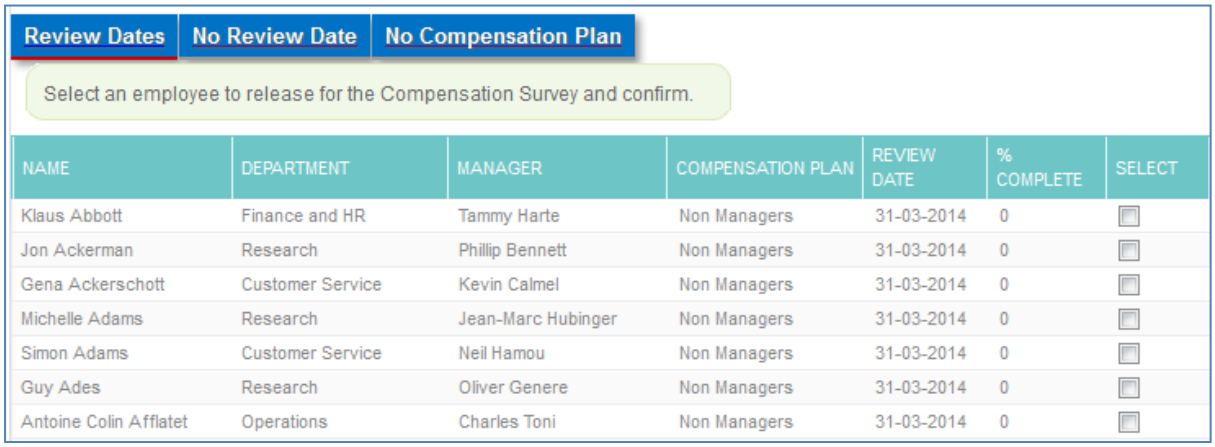

NAME	DEPARTMENT	MANAGER	COMPENSATION PLAN	REVIEW DATE	% COMPLETE	SELECT
Klaus Abbott	Finance and HR	Tammy Harte	Non Managers	31-03-2014	0	
Jon Ackerman	Research	Phillip Bennett	Non Managers	31-03-2014	0	
Gena Ackerschott	Customer Service	Kevin Calmel	Non Managers	31-03-2014	0	
Michelle Adams	Research	Jean-Marc Hubinger	Non Managers	31-03-2014	0	
Simon Adams	Customer Service	Neil Hamou	Non Managers	31-03-2014	0	
Guy Ades	Research	Oliver Genere	Non Managers	31-03-2014	0	
Antoine Colin Afflatet	Operations	Charles Toni	Non Managers	31-03-2014	0	

Copyright 2013 Thirsty Horses Ltd.

2. WARNING: These employees have a Compensation Plan but no Review Date

NAME	DEPARTMENT	MANAGER	STARTED	COMPENSATION PLAN
Mary Wesley	Support	Peter Benton	15-08-2009	Managers/Leaders
George Miller	Support	Mary Wesley	15-08-2009	Managers/Leaders
Kim Lucknow	Support	Mary Wesley		Managers/Leaders
Joan Ward	Support	Mary Wesley		Non Managers
Peter Benton	Services	Marc Donzel	18-08-1014	Non Managers
Graham Judge	Support	Mary Wesley		Non Managers

3. WARNING: These employees are not on a Compensation Plan, and that could be for a good reason – temporary employees, new starters etc.

NAME	DEPARTMENT	MANAGER	STARTED
Mary Wesley	Support	Peter Benton	15-08-2009
George Miller	Support	Mary Wesley	15-08-2009
Kim Lucknow	Support	Mary Wesley	
Joan Ward	Support	Mary Wesley	
Peter Benton	Services	Marc Donzel	18-08-1014

Copyright 2013 Thirsty Horses Ltd.

Step 3

Manager is alerted on "My Team"

When an employee is flagged for a Review the manager is alerted. The Manager sees the alert on "My Team."

Here we have several employees at different stages:

1. Due but no action from HR:
2. The Manager has not completed yet
3. Waiting on HR approval

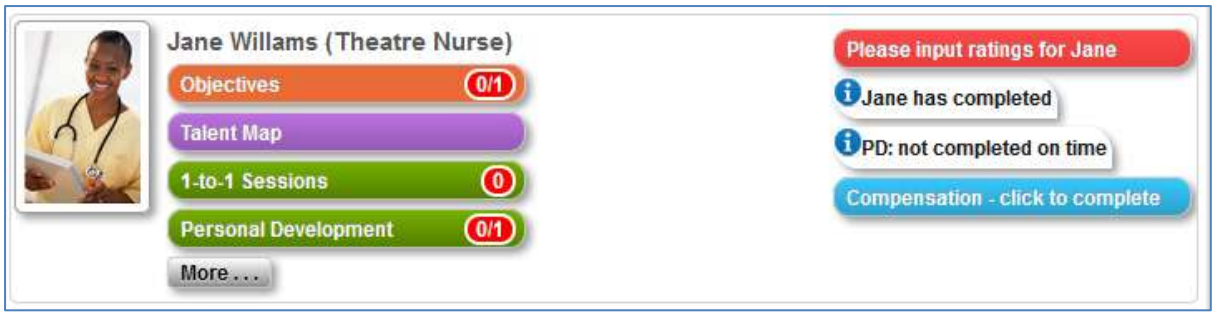

The Manager clicks on **"Compensation – click to complete"** and sees the summary:

The Manager clicks through to **"Update the survey points":**

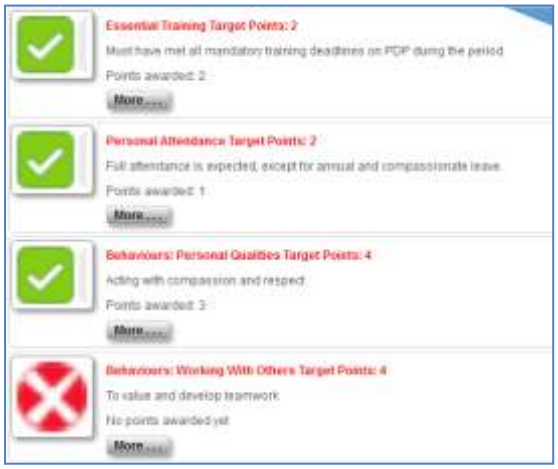

Copyright 2013 Thirsty Horses Ltd.

By clicking on a benchmark the action screen pops-up:

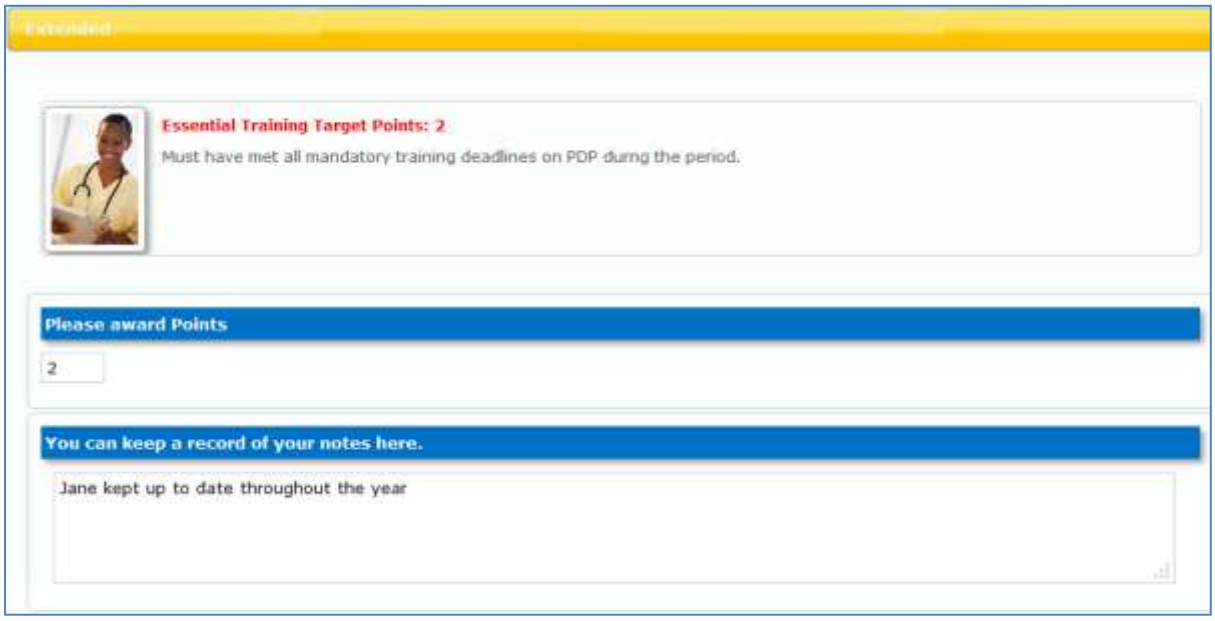

Note that the task here is related to Behaviours so the Manager can click on the Tab at the top right and see the employee's Behaviours and ratings before awarding points. ***This will help the Manager to speed up the process by having quick access to reliable evidence.***

As noted during set-up in Step 1 above, depending on the task the Tab could have a link to:

- Behaviours
- Objectives
- PDP
- Skill Competencies
- Mandatory Training
- Job Role Competencies
- Direct Reports
- None of the above

Copyright 2013 Thirsty Horses Ltd.

Step 4

The Manager approves the completed Compensation Surveys

Finally, when all the tasks are complete, the Manager approves the points awarded and includes an overall observation:

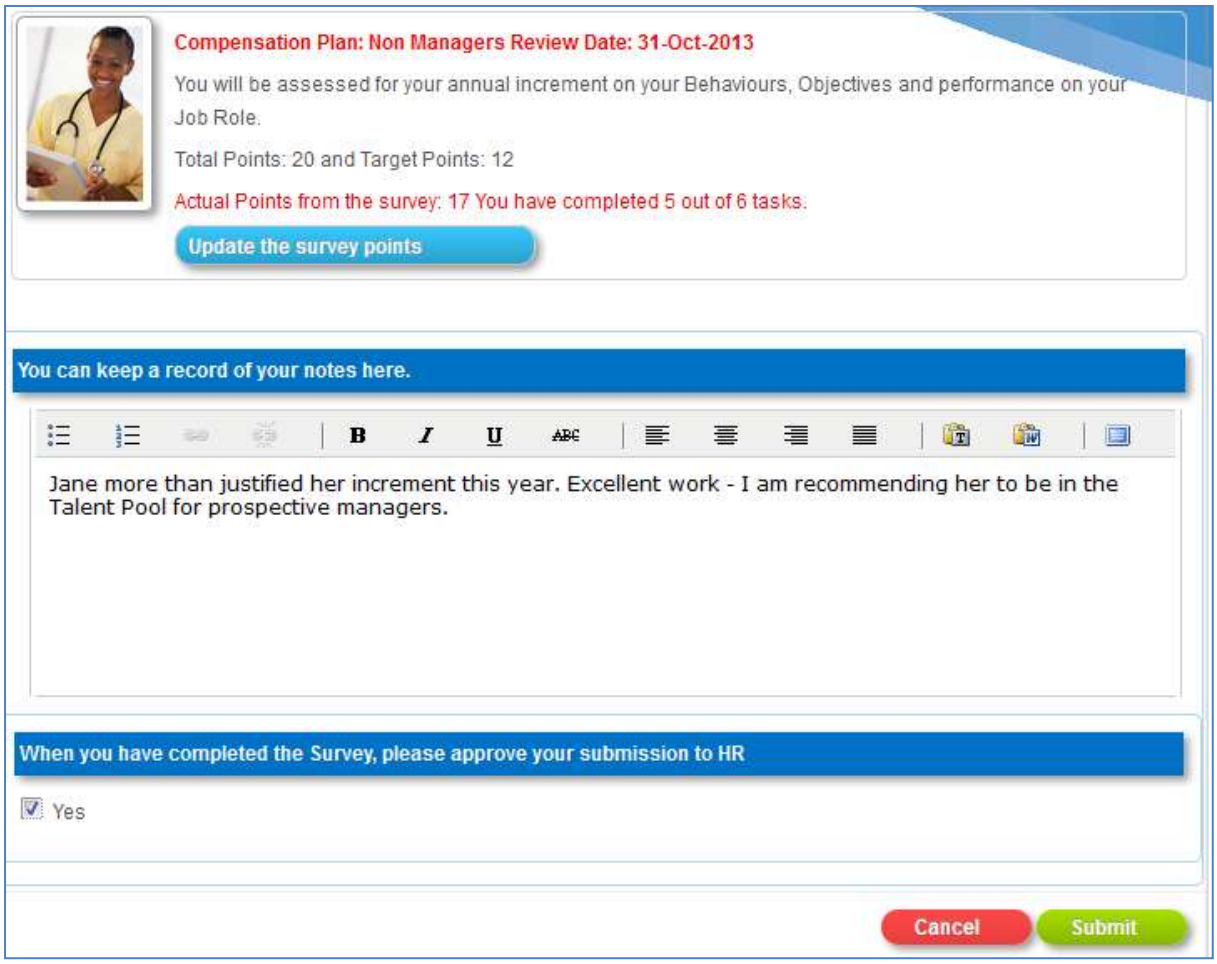

Copyright 2013 Thirsty Horses Ltd.

Step 5

HR approves the completed Compensation Surveys

The statistics are displayed by Department:

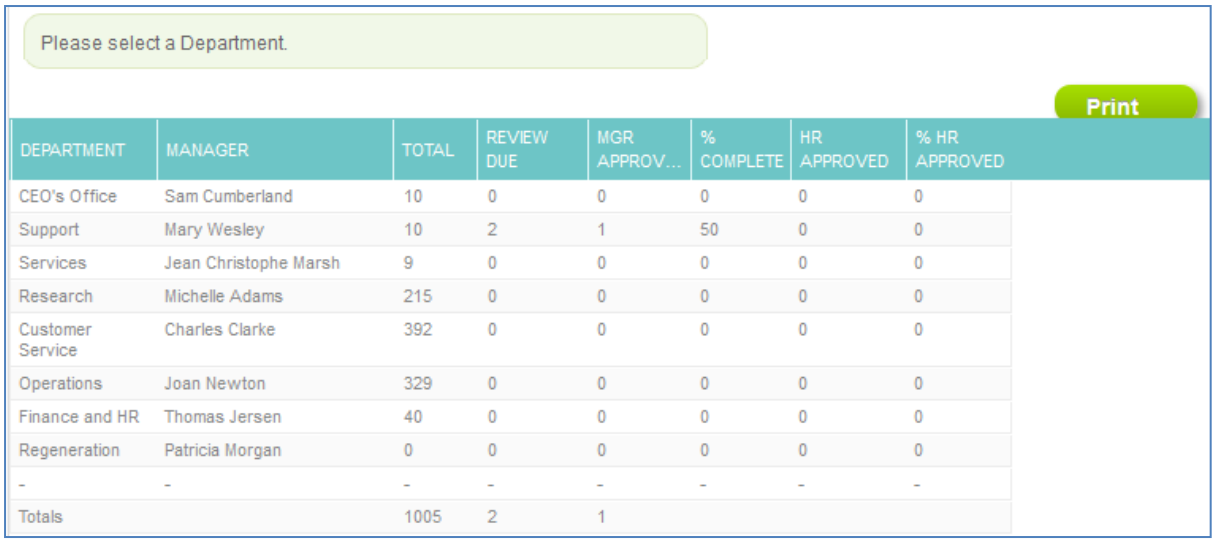

DEPARTMENT	MANAGER	TOTAL	REVIEW DUE	MGR APPROV...	% COMPLETE	HR APPROVED	% HR APPROVED
CEO's Office	Sam Cumberland	10	0	0	0	0	0
Support	Mary Wesley	10	2	1	50	0	0
Services	Jean Christophe Marsh	9	0	0	0	0	0
Research	Michelle Adams	215	0	0	0	0	0
Customer Service	Charles Clarke	392	0	0	0	0	0
Operations	Joan Newton	329	0	0	0	0	0
Finance and HR	Thomas Jersen	40	0	0	0	0	0
Regeneration	Patricia Morgan	0	0	0	0	0	0
-	-	-	-	-	-	-	-
Totals		1005	2	1			

Within the selected Department the HR officer sees the surveys that have not yet been approved by HR with highlights of those below the threshold:

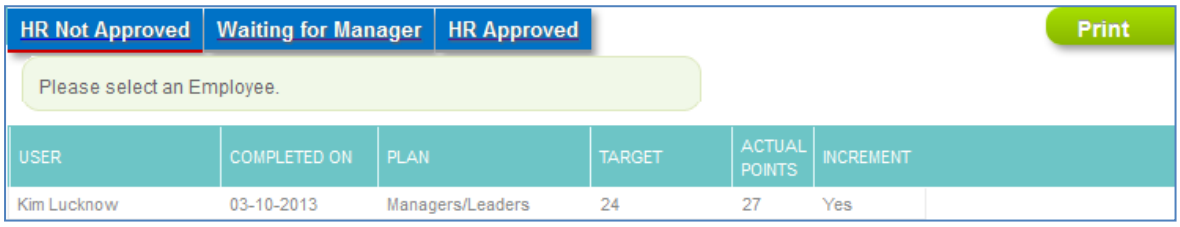

USER	COMPLETED ON	PLAN	TARGET	ACTUAL POINTS	INCREMENT
Kim Lucknow	03-10-2013	Managers/Leaders	24	27	Yes

HR can approve the increment or not, or can refer the survey back to the Manager:

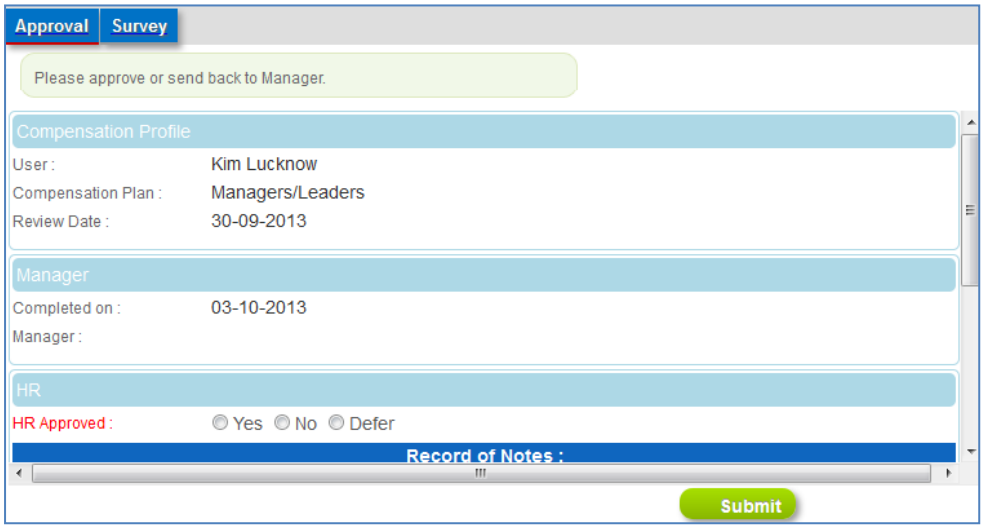

Copyright 2013 Thirsty Horses Ltd.

The HR officer can also see the detail of each benchmark and the Manager's notes:

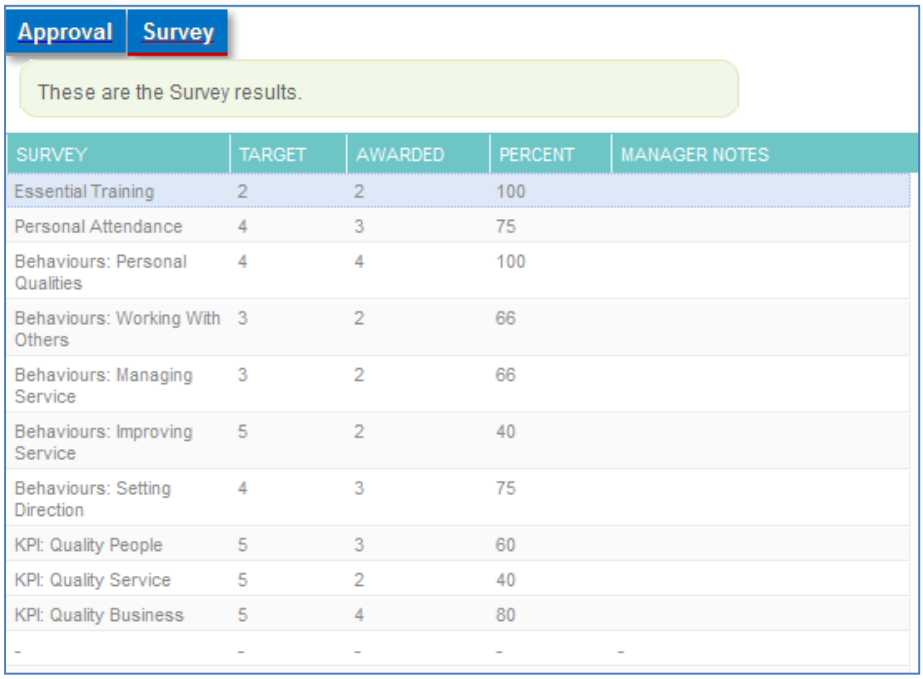

SURVEY	TARGET	AWARDED	PERCENT	MANAGER NOTES
Essential Training	2	2	100	
Personal Attendance	4	3	75	
Behaviours: Personal Qualities	4	4	100	
Behaviours: Working With Others	3	2	66	
Behaviours: Managing Service	3	2	66	
Behaviours: Improving Service	5	2	40	
Behaviours: Setting Direction	4	3	75	
KPI: Quality People	5	3	60	
KPI: Quality Service	5	2	40	
KPI: Quality Business	5	4	80	
-	-	-	-	-

Step 6

Update HR records

The review data can be extracted in a format to suit your HR application - ESR, Oracle, SAP etc. using standard protocols such as XML.

Copyright 2013 Thirsty Horses Ltd.